

# DIAPHRAGM GAS METER

## G4



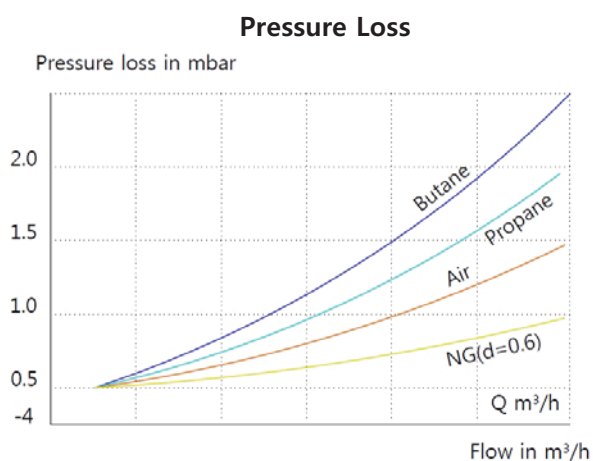
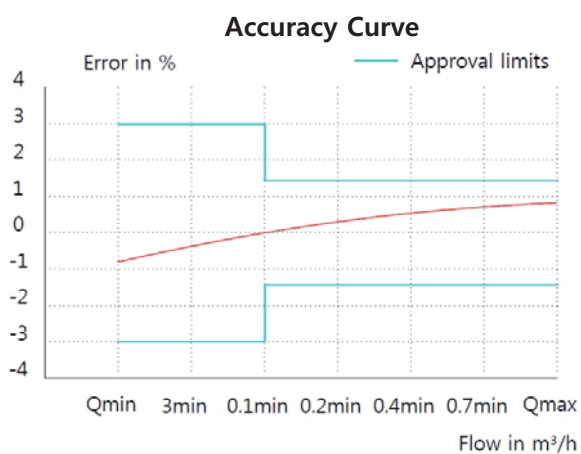
- Compact residential Diaphragm Gas Meter
- Long term accuracy and reliability
- Environment-friendly design
- Compliance with OIML and international standard

# SPECIFICATION

## Technical Characteristics

MODEL NAME	G4
Cyclic	Volume 1.3 dm <sup>3</sup>
Operating Temperature	-20°C to +60°C
Maximum Operating Pressure	0.5 bar
Measuring Range	Qmin 0.04 m <sup>3</sup> /h Qmax 6.0 m <sup>3</sup> /h
Color	Ivory
Measuring Gas	LNG, LPG

## Metrology



## Dimension & Weight

Standard Connection	3/4 Inch (20A)
Span (Inlet/Outlet)	M34 x P1.5
Center C (mm)	130
Width (W) x Height (H) x Depth (D)	165 mm x 232.8 mm x 134 mm
Setting Span M (mm)	56.5
Weight	1.91 kg



# DIAPHRAGM GAS METER

## G1.6



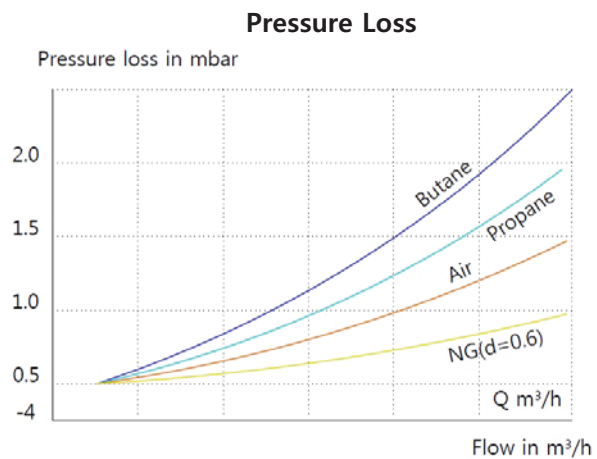
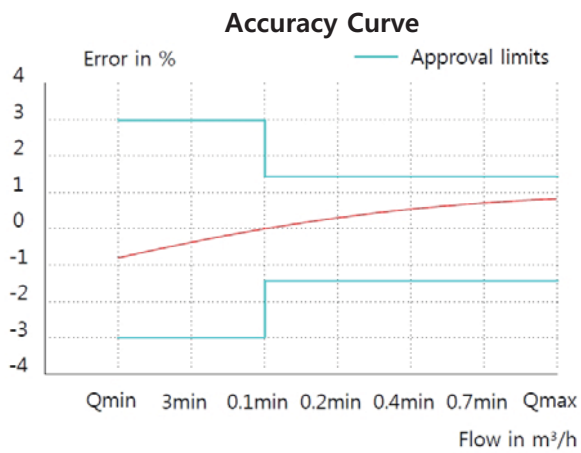
- Compact residential Diaphragm Gas Meter
- Long term accuracy and reliability
- Environment-friendly design
- Compliance with OIML and international standard

# SPECIFICATION

## Technical Characteristics

MODEL NAME	G1.6
Cyclic	Volume 1.0 dm <sup>3</sup>
Operating Temperature	-20°C to +60°C
Maximum Operating Pressure	0.5 bar
Measuring Range	Qmin 0.016 m <sup>3</sup> /h Qmax 2.5 m <sup>3</sup> /h
Color	Ivory
Measuring Gas	LNG, LPG

## Metrology



## Dimension & Weight

Standard Connection	3/4 Inch (20A)	
Span (Inlet/Outlet)	M34 x P1.5	W36.3 x 11.5T/inch
Center C (mm)	130 or 110	130
Width (W) x Height (H) x Depth (D)	164 mm x 217.9 mm x 128 mm	
Setting Span M (mm)	52.4	
Weight	1.6 kg	



# DIAPHRAGM GAS METER

## G2.5



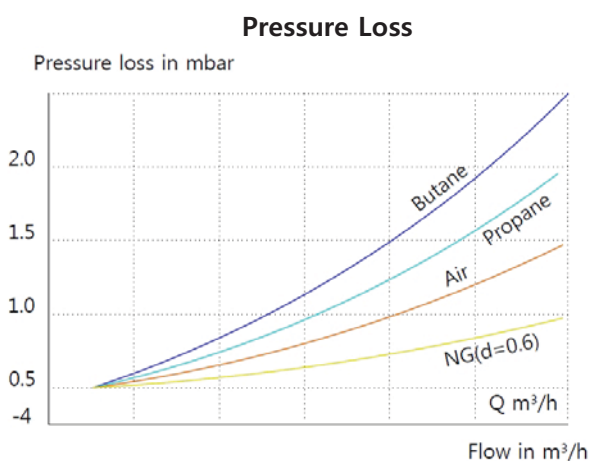
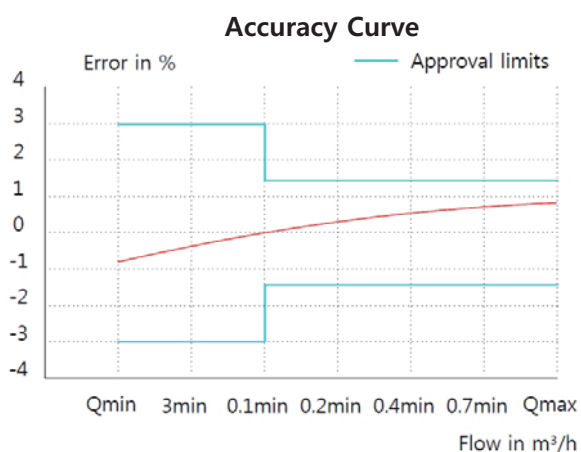
- Compact residential Diaphragm Gas Meter
- Long term accuracy and reliability
- Environment-friendly design
- Compliance with OIML and international standard

# SPECIFICATION

## Technical Characteristics

MODEL NAME	G2.5
Cyclic	Volume 1.0 dm <sup>3</sup>
Operating Temperature	-20°C to +60°C
Maximum Operating Pressure	0.5 bar
Measuring Range	Qmin 0.025 m <sup>3</sup> /h Qmax 4.0 m <sup>3</sup> /h
Color	Ivory
Measuring Gas	LNG, LPG

## Metrology



## Dimension & Weight

Standard Connection	3/4 Inch (20A)	
Span (Inlet/Outlet)	M34 x P1.5	W36.3 x 11.5T/inch
Center C (mm)	130 or 110	130
Width (W) x Height (H) x Depth (D)	164 mm x 217.9 mm x 128 mm	
Setting Span M (mm)	52.4	
Weight	1.6 kg	

